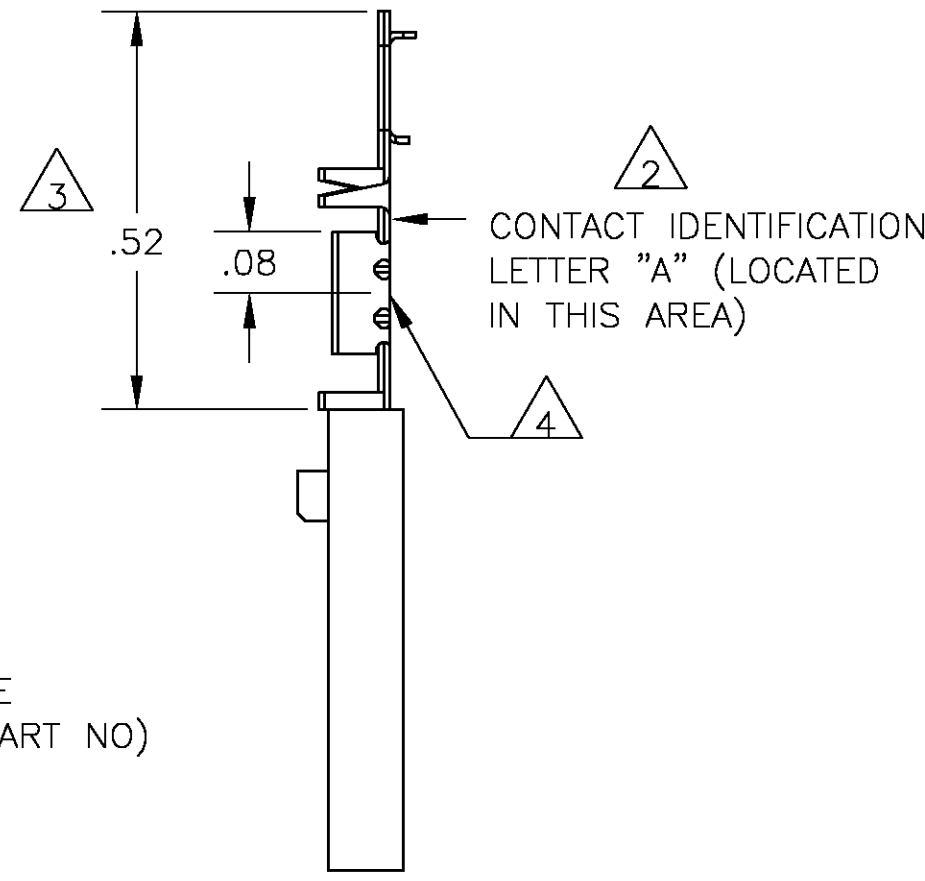
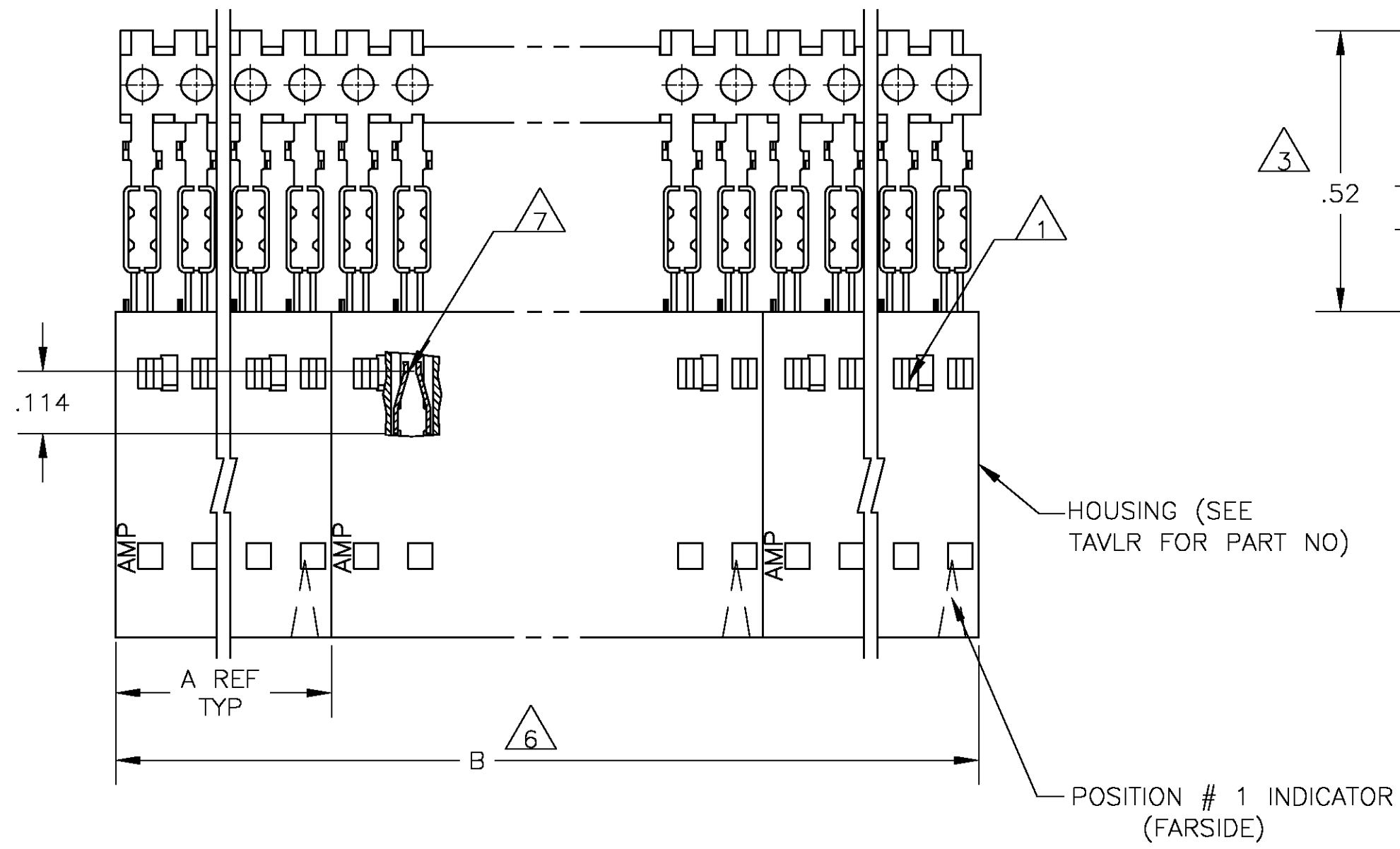
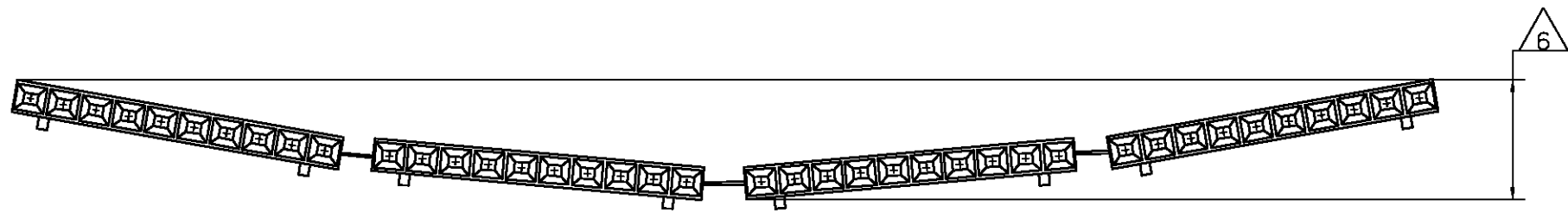
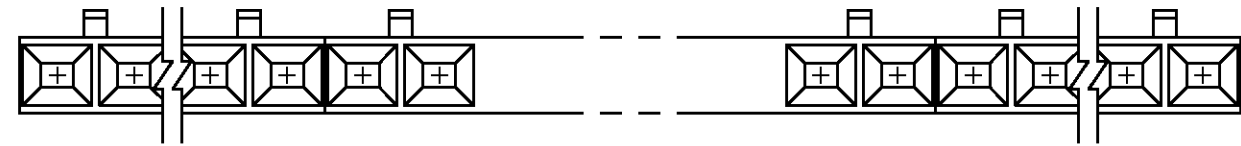


THIS DRAWING IS UNPUBLISHED. RELEASED FOR PUBLICATION
 © COPYRIGHT BY TYCO ELECTRONICS CORPORATION. ALL RIGHTS RESERVED.

LOC		DIST		REVISIONS			
P	LTR	DESCRIPTION		DATE	DWN	APVD	
J		EC 0G3C 0759 04		01FEB05	BSV	JLG	



- 1 CONTACTS ARE LATCHED INTO THE PRELOAD WINDOWS
- 2 USE WITH #26-#30 AWG WIRE SIZE, .054/.030 INSULATION DIAMETER, .015 MAXIMUM INSULATION THICKNESS
- 3 THE DIMENSION APPLIES WITH THE FORWARD PRELOAD STOP IN CONTACT WITH THE HOUSING SURFACE
- 4 POINT OF MEASUREMENT FOR PLATING THICKNESS
- 5 FOR INDIVIDUAL ASSEMBLIES SEE PART NUMBER 103649
- 6 ASSEMBLIES ARE JOINED BY THE CARRIER STRIP. ORDER QUANTITY REFLECTS TOTAL NUMBER OF INDIVIDUAL ASSEMBLIES REQUIRED. SEE TABLE FOR NUMBER OF ASSEMBLIES PER STRIP.
- 7 POINT OF MEASUREMENT FOR PLATING THICKNESS (INSIDE BEAMS)
- 8 MAXIMUM ALLOWABLE BOW OF ASSEMBLY NOT TO EXCEED .055.
- 9 CONTACTS: .000015 GOLD IN THE CONTACT AREA, .000050-.000100 BRIGHT TIN-LEAD ON THE TERMINATION AREA, ALL OVER .000050 NICKEL
- 10 CONTACTS: .000015 GOLD IN THE CONTACT AREA, .000050-.000100 MATTE TIN ON THE TERMINATION AREA, ALL OVER .000050 NICKEL



EXAMPLE: STRIP ASSEMBLY
SCALE 2:1

10	2	2.40	1.198	1-103648-1	12	6-103972-1
10	2	2.20	1.098	1-103648-0	11	6-103972-0
10	2	2.00	.998	103648-9	10	5-103972-9
10	2	1.80	.898	103648-8	9	5-103972-8
10	2	1.60	.798	103648-7	8	5-103972-7
10	2	1.40	.698	103648-6	7	5-103972-6
10	4	2.39	.598	103648-5	6	5-103972-5
10	4	1.99	.498	103648-4	5	5-103972-4
10	5	1.99	.398	103648-3	4	5-103972-3
10	8	2.40	.298	103648-2	3	5-103972-2
10	10	2.00	.198	103648-1	2	5-103972-1
9	2	2.40	1.198	1-103648-1	12	1-103972-1
9	2	2.20	1.098	1-103648-0	11	1-103972-0
9	2	2.00	.998	103648-9	10	103972-9
9	2	1.80	.898	103648-8	9	103972-8
9	2	1.60	.798	103648-7	8	103972-7
9	2	1.40	.698	103648-6	7	103972-6
9	4	2.39	.598	103648-5	6	103972-5
9	4	1.99	.498	103648-4	5	103972-4
9	5	1.99	.398	103648-3	4	103972-3
9	8	2.40	.298	103648-2	3	103972-2
9	10	2.00	.198	103648-1	2	103972-1
PLATING	6	B	A	HOUSING PART NUMBER	NO OF POSN	ASSEMBLY PART NUMBER ON STRIP

THIS DRAWING IS A CONTROLLED DOCUMENT.

DWN L. MAYER 05 NOV 1986
 CHK P.C.DEJONG 12-11-86
 APVD 13-11-86

tyco Tyco Electronics Corporation
Electronics Harrisburg, Pa 17105-3608

PRODUCT SPEC: 108-25034
 APPLICATION SPEC: 114-25026

NAME: RCPT ASSY, AMPMODU MTE, SINGLE ROW, .100 CL, WITH GUIDE RIBS, FOR #26-#30 AWG WIRE SIZE, STRIP FORM

SIZE: A2 CAGE CODE: 00779 DRAWING NO: 103972 RESTRICTED TO: -

MATERIAL HOUSING: FLAME RETARDANT THERMOPLASTIC, COLOR: BLACK CONTACTS: PHOS BRONZE FINISH: SEE TABLE WEIGHT: -

CUSTOMER DRAWING SCALE: 4:1 SHEET: 1 OF 1 REV: J